


Founded in 1804 in Japan, Shimizu Corporation began its Singapore operations in 1973. Having driven major projects with innovative technology and progressive management, Shimizu has consistently answered the demands of a vibrant economy for quality buildable design and construction. With an established network of over 40 countries, "Japan Quality" facilities and buildings are constructed around the world.




YISHUN COMMUNITY HOSPITAL
 2015 BCA BIM Award (Project) – Platinum
 2014 BCA Green Mark Platinum



PUNGGOL DAM
 2011 BCA Construction Excellence (Merit)



LTA CONTRACT T207
 2016 RoSPA Gold



NATIONAL HEART CENTRE SINGAPORE
 2016 BCA Construction Excellence (Merit)
 2012 BCA Green Mark Platinum

(Image courtesy of NHCS)




TOKYO MARINE
 2012 BCA Construction Excellence
 2008 BCA Green Mark Gold^{PLUS}



PSA BUILDING & ALEXANDRA RETAIL CENTER
 2015 BCA Green Mark Gold^{PLUS}
 (Image courtesy of Mapletree)



MAPLETREE ANSON
 2014 BCA Green Mark Platinum



SKY HABITAT
 2012 BCA Green Mark Gold^{PLUS}



WESTGATE
 2015 BCA BIM Award (Project) – Gold^{PLUS}
 2013 BCA Green Mark Platinum
 (Image courtesy of CapitalLand)



THE TEMBUSU
 2016 RoSPA Gold



ARDMORE RESIDENCE
 2015 BCA Construction Excellence



MAPLETREE BUSINESS CITY
 2014 BCA Green Mark Platinum
 2013 BCA Universal Design Gold^{PLUS}
 2012 BCA Construction Excellence

MAPLETREE BUSINESS CITY II
 2015 BCA BIM Award (Project) – Platinum
 2014 BCA Green Mark Platinum
 (Image courtesy of Mapletree)



CHANGI AIRPORT TERMINAL 3
 2010 BCA Design & Engineering Safety Excellence



U-TOWN RESIDENCE
 2013 BCA Construction Excellence
 2011 BCA Green Mark Gold^{PLUS}

